

Copy



**COUNTY OF COLE
JEFFERSON CITY, MISSOURI**

REQUEST FOR BID

**2020-13: CREW CAB MECHANIC'S SERVICE TRUCK
COLE COUNTY PUBLIC WORKS**

SUBMISSIONS SHALL BE ACCEPTED UNTIL

THURSDAY, APRIL 9th at 3:00 p.m. Central

AND RECEIVED AT:

**COLE COUNTY COMMISSION
311 EAST HIGH STREET, ROOM 200
JEFFERSON CITY, MO 65101**

Low Fusz Dodge Ram

Company Name

3480 Highway K

Mailing Address

O'Fallon Mo 63366

City/State/Zip

314-595-2780

Office Telephone Number

Brad Mathreney

Direct Contact Name (Typed/Printed)

Fleet Manager

Title

bradmthreney@fusz.com

Email

314-595-2780

Direct Line or Extension

I hereby certify that I am submitting the following information on behalf of the above-listed company and understand that by virtue of executing and returning with this response this REQUIRED RESPONSE FORM, I further certify full, complete and unconditional acceptance of the terms and conditions of this solicitation, all attachments and the contents of any Addendum released hereto. (Submission must be signed by an officer or employee having authority to legally bind the respondent.)

[Signature]

Authorized Signature

Fleet MGR

Title

Brad Mathreney

Authorized Name (Typed/Printed)

4-7-2020

Date

BIDDER RESPONSE FORM
2020-13 Crew Cab Mechanic's Service Truck
Cole County Public Works

The following are the minimum specifications for one (1) new mechanic's service truck with a 11-foot service body, this specification is showing the truck components. You shall meet the minimum mandatory requirements of this bid specification or your bid will be excluded.

Show the model you put these components together with on the bidder response form. It is up to you to change any power train item to make this a complete truck. Gear ratio is left out until the awarded bidder consults with the county for the matching engine and transmission.

Bidders must be factory distributors.

There will be a post bid meeting with the recommended bidders (truck dealer and bed/hydraulic dealer) and the Public Works Department to discuss the bid proposal prior to any orders.

Any advertisements are to be left off vehicles delivered to the Cole County Department of Public Works.

Any Exceptions shall be noted on the Bidder Response Form that is provided herein.

MINIMUM SPECIFICATIONS

Please check mark the yes/no column to use as a checklist on the bid.

MANDATORY - MARKED WITH "M"
 DESIREABLE-MARKED WITH "D"

Model and year of Vehicle: Ram 5500 - 2020

Powertrain components: Cummins I6 6.7

WHEELBASE

YES	NO	
<input checked="" type="checkbox"/>	<input type="checkbox"/>	M - Wheel base: 84-inch cab to axle

ENGINE AND ENGINE COMPARTMENT

YES	NO	
<input checked="" type="checkbox"/>	<input type="checkbox"/>	M - Diesel Engine: Cummins 6.7 Liter, in line six cylinder
<input checked="" type="checkbox"/>	<input type="checkbox"/>	M - Heavy duty dry type air cleaner
<input checked="" type="checkbox"/>	<input type="checkbox"/>	D - Full flow disposable type oil filter
<input checked="" type="checkbox"/>	<input type="checkbox"/>	M - Magnetic oil plug
<input checked="" type="checkbox"/>	<input type="checkbox"/>	M - Low oil pressure and high water temperature alarm system
<input checked="" type="checkbox"/>	<input type="checkbox"/>	M - Stationary elevated engine idle
<input checked="" type="checkbox"/>	<input type="checkbox"/>	M - Permanent type anti-freeze installed to protect -20 degrees below zero

ENGINE AND ENGINE COMPARTMENTS CONTINUED

YES	NO	
<input checked="" type="checkbox"/>	<input type="checkbox"/>	M - 220 amp or larger alternator
<input checked="" type="checkbox"/>	<input type="checkbox"/>	M - Dual 730 CCA maintenance free batteries
<input checked="" type="checkbox"/>	<input type="checkbox"/>	M - Electric engine block heater
<input checked="" type="checkbox"/>	<input type="checkbox"/>	M - Smart diesel exhaust brake
<input checked="" type="checkbox"/>	<input type="checkbox"/>	M - Voltage monitoring system with auto idle up control
<input checked="" type="checkbox"/>	<input type="checkbox"/>	M - Cold weather group

TRANSMISSION

YES	NO	
<input checked="" type="checkbox"/>	<input type="checkbox"/>	M - Aisin 6 speed automatic transmission
<input checked="" type="checkbox"/>	<input type="checkbox"/>	M - Manual shift on the fly transfer case
<input checked="" type="checkbox"/>	<input type="checkbox"/>	M - Transmission power take off
<input checked="" type="checkbox"/>	<input type="checkbox"/>	M - Transfer case skid plate

GROSS VEHICLE WEIGHT

YES	NO	
<input checked="" type="checkbox"/>	<input type="checkbox"/>	M - Truck to be a 19500 GVW
<input checked="" type="checkbox"/>	<input type="checkbox"/>	M - Max tow package
<input checked="" type="checkbox"/>	<input type="checkbox"/>	M - Heavy duty front suspension group

REAR AXLE

YES	NO	
<input checked="" type="checkbox"/>	<input type="checkbox"/>	M - Anti-spin rear differential
<input checked="" type="checkbox"/>	<input type="checkbox"/>	M - Rear heavy duty stabilizer bar
<input checked="" type="checkbox"/>	<input type="checkbox"/>	M - Rear suspension helper air bags (air lift)

BRAKES

YES	NO	
<input checked="" type="checkbox"/>	<input type="checkbox"/>	M - Four-wheel disc anti-lock brakes

WHEELS & TIRES

YES	NO	
<input checked="" type="checkbox"/>	<input type="checkbox"/>	M - Front and rear wheels to be 19.5" aluminum wheels
<input checked="" type="checkbox"/>	<input type="checkbox"/>	M - Tires to 225/70R19.5 all-terrain all-position tires
<input checked="" type="checkbox"/>	<input type="checkbox"/>	M - Full size spare tire on steel rim

CAB INTERIOR FOUR DOOR CREW

YES	NO	
<input checked="" type="checkbox"/>	<input type="checkbox"/>	M - Four door crew cab
<input checked="" type="checkbox"/>	<input type="checkbox"/>	M - Fresh air heat to floor and cab area, dual defrosters, factory installed air conditioning
<input checked="" type="checkbox"/>	<input type="checkbox"/>	M - Intermittent electric windshield wipers with washer
<input checked="" type="checkbox"/>	<input type="checkbox"/>	M - Cruise control
<input checked="" type="checkbox"/>	<input type="checkbox"/>	M - Front seats to be 40-20-40 split bench, vinyl covered
<input checked="" type="checkbox"/>	<input type="checkbox"/>	M - Rear seat to be bench style
<input checked="" type="checkbox"/>	<input type="checkbox"/>	M - Theft deterrent system
<input checked="" type="checkbox"/>	<input type="checkbox"/>	M - Height adjustable front seat belts with outboard retractors for driver and passenger, also with LH and RH shoulder belts
<input checked="" type="checkbox"/>	<input type="checkbox"/>	M - Automatic head lamps, with daytime running lights

CAB INTERIOR FOUR DOOR CREW CONTINUED

YES	NO	
/	___	M - Drive/passenger assist handles
/	___	M - Power steering
/	___	M - Tilt steering wheel
/	___	M - Rear view mirror
/	___	M - AM/FM radio cell phone blue tooth capable
/	___	M - Gauge cluster with engine tachometer, speedometer, water temperature, oil pressure, air pressure, volts, and fuel gauge
/	___	M - Dome light and hazard warning flashers
/	___	M - 12-volt power outlet
/	___	M - Dash mounted auxiliary switches
/	___	M - Power windows and power door locks
/	___	M - Keyless entry
/	___	M - Black vinyl flooring covering
/	___	M - Factory fit floor mats
/	___	M - Factor installed electric brake controller
/	___	M - Front safety air bags

CAB EXTERIOR FOUR DOOR CREW

YES	NO	
/	___	M - Heated power exterior mirrors
/	___	M - Chrome tubular side steps
/	___	M - Strobe lights (2) mounted in the front grill
/	___	M - Rear back up camera
/	___	M - Chrome appearance group
/	___	M - 7 pin trailer wiring plug rear mounted
/	___	M - Fuel tank, 52-gallon rear mounted tank

BODY CONSTRUCTION

YES	NO	
___	___	M - 11 foot galvanized steel crane body with built in locking system and right rear crane Mount
___	___	M - 25-inch work bench bumper with intergraded 14 inch through compartment
___	___	M - Spray in bed liner on bed floor and work bench
___	___	M - 3-inch receiver hitch with D rings and 7 pin RV trailer plug
___	___	M - 6 recessed cargo tie downs in floor
___	___	M - 2 rear bumper steps
___	___	M - 10-inch fold down tailgate with single latch
___	___	M - Aluminum swing out doors
___	___	M - 3 point locking rotary T-handle style latches
___	___	M - Stainless steel hinges
___	___	M - LED compartment lights in all compartments
___	___	M - 4 LED flood lights on at each corner of bed
___	___	M - Rear strobe lights (2) built into bed

See Attached Per Body BOD

COMPARTMENTS

COMPARTMENT 1 – LEFT HAND SIDE (DRIVER SIDE)

YES	NO	
___	___	M - LV1 - 27" Wide x 44" High with integrated tool box with the following draws, (1) 5" (1) 7" (5) 3"
___	___	M - LV2 - 27" Wide x 44" High with integrated tool box with the following draws, (1) 5" (1)

7" (5) 3"

COMPARTMENT 2 – LEFT HAND SIDE (DRIVER SIDE)

YES NO

M - 51" Wide x 20" Tall
M - (1) 49.5 adjustable shelf

COMPARTMENT 3 – LEFT HAND SIDE (DRIVER SIDE)

YES NO

M - 27" Wide x 44" High with three adjustable shelves

COMPARTMENT 1 – RIGHT HAND SIDE (PASSENGER SIDE)

YES NO

M - RV1 – 27" Wide x 60" High Oxy/Act. Compartment with brackets for tanks
M - RV1 – 27" Wide x 60" High with 3 adjustable shelves

COMPARTMENT 2 – RIGHT HAND SIDE (PASSENGER SIDE)

YES NO

M - 45" Wide x 19.25" deep with (1) 3" deep adjustable shelf

COMPARTMENT 3 – RIGHT HAND SIDE (PASSENGER SIDE)

YES NO

M – 27" Wide x 44" High crane base, outrigger controls, filters gauges' air hose reel, and back up alarm all installed inside of this compartment

HYDRAULIC PUMP

YES NO

M - Hydraulic pump to be PTO-driven from transmission
M - Must be capable of running an air compressor and the mounted 7000 lb crane
M - With 20-gallon hydraulic system reservoir mounted in the front of the bed
M - Hydraulic filters and gauges to be mounted in crane base compartment

CRANE

YES NO

M - 7000-pound crane with a 20-foot boom length and an adjustable boom support
M - 370-degree rotation
M - Wireless remote control
M - Double acting cylinders with holding and counter balance valves
M - Boom mounted planetary winch with min 55 feet of cable
M - Crane hook and snatch block
M - Boom tip mounted LED work light
M - Hydraulic over load shutdown system
M - Power up and down stabilizer controls mounted in crane base compartment

AIR COMPRESSOR

YES NO

- M - Hydraulic driven 40 CFM compressor mounted on driver's side about compartment LV-1
- M - 140 PSI
- M - 22-gallon air tank (frame mounted)
- M - Auto retracting air hose reel with 50 ft. of 1/2 hose, mounted in the crane base compartment

PAINT REQUIREMENTS: MANDATORY

Exterior color to be Dupont automotive Dulux Enamel Paint WHITE in color. BLACK frame and undercarriage has to be black. Grille, headlamp rims, number, etc. to be standard component color. Interior color to be exterior color with color keyed interior trim, upholstery, seat belts, visor, floor mats, and etc.

Note: All equipment and options shall be installed by certified installers.

- A. Manufacturer of vehicle and year: Ram 2020
- B. Manufacturer of the body and of other equipment: See attached per Body Co.

- C. Statement of Warranty: _____
- 3 years - 36000 miles Bumper to Bumper
- 3 years - 60000 miles power train
- 5 years - 100000 miles motor

- D. Total price of chassis, bed, crane and air compressor: \$ See Bid Sheet Attached
- Number of days to delivery: 120-150 Days - depending on start up of Plant opening
- Do you agree to cooperative procurement: Yes No Backup

- Do you represent a disadvantaged business enterprise: Yes No
- Do you represent a minority owned business enterprise: Yes No

We the undersigned do hereby certify that the information presented in this bid is true and accurate and agree to provide the specified equipment to the Cole County Public Works.

Luis Fusz Ram
Printed Name of Bidder

[Signature]
Signature of Authorized Representative

Brad Mathoney - Fleet MGR
Name & Title of Representative

Address 3480 Highway K. Utellan MO

Date 4.7.2020

Email bradmatheray@fusz.com

Phone 314-595-2780



Cole County 2020

Crew Cab Mechanics Service Truck

Bid #2020-13

Ram 5500 Crew Cab

Complete truck and body bid per Body Company

Knapheide Truck Eq (Jeff City) \$118675.00

Midwest Systems (St. Louis) \$110073.00

Thanks

Brad Matheney
Commercial Truck Manager
Cell (314) 565-0112
Fax (314) 595-2911
brad.matheney@fusz.com

10950 Page Blvd., St. Louis, MO 63132 • Phone (314) 595-2700





Vehicle: [Fleet] 2020 Ram 5500 Chassis Cab (DP0L94) Tradesman 4x4 Crew Cab 84" CA 197.4" WB (Complete)

Window Sticker

SUMMARY

[Fleet] 2020 Ram 5500 Chassis Cab (DP0L94) Tradesman 4x4 Crew Cab 84" CA 197.4" WB

MSRP:\$47,020.00

Interior:Diesel Gray/Black, HD Vinyl 40/20/40 Split Bench Seat

Exterior 1:Bright White Clearcoat

Exterior 2:No color has been selected.

Engine: 6.7L I6 Cummins Turbo Diesel

Transmission: 6-Speed Auto Aisin AS69RC HD

OPTIONS

CODE	MODEL	MSRP
DP0L94	[Fleet] 2020 Ram 5500 Chassis Cab (DP0L94) Tradesman 4x4 Crew Cab 84" CA 197.4"WB	\$47,020.00
OPTIONS		
2YA	Quick Order Package 2YA Tradesman	\$0.00
ADE	Cold Weather Group	\$175.00
ADH	Electrical Accessory Group	\$545.00
AMP	Chrome Appearance Group	\$695.00
AZB	Heavy Duty Front Suspension Group	\$260.00
BAJ	220 Amp Alternator	Inc.
CLF	Front & Rear Rubber Floor Mats	\$150.00
DF2	Transmission: 6-Speed Auto Aisin AS69RC HD	\$1,600.00
DMK	4.44 Axle Ratio	\$0.00
ETN	Engine: 6.7L I6 Cummins Turbo Diesel	\$7,945.00
GXM	Remote Keyless Entry	\$395.00
LBV	Power Take Off Prep - Left Side	\$295.00
LPF	Mirror-Mounted Aux Reverse Lamps	\$145.00
MRT	Chrome Tubular Side Steps	\$595.00
NHK	Engine Block Heater	Inc.
PW7	Bright White Clearcoat	\$0.00
TAJ	Tires: 225/70R19.5G FT All Position, RR Traction	\$0.00
TBB	Full Size Spare Tire	\$395.00

This document contains information considered Confidential between GM and its Clients uniquely. The information provided is not intended for public disclosure. Prices, specifications, and availability are subject to change without notice, and do not include certain fees, taxes and charges that may be required by law or vary by manufacturer or region. Performance figures are guidelines only, and actual performance may vary. Photos may not represent actual vehicles or exact configurations. Content based on report preparer's input is subject to the accuracy of the input provided.

Data Version: 10593. Data Updated: Mar 22, 2020 9:51:00 PM PDT.



Vehicle: [Fleet] 2020 Ram 5500 Chassis Cab (DP0L94) Tradesman 4x4 Crew Cab 84" CA 197.4" WB (Complete)

TXX8	Diesel Gray/Black, HD Vinyl 40/20/40 Split Bench Seat	\$0.00
WP4	Wheels: 19.5" x 6.0" Forged Aluminum Polished	\$1,095.00
XAC	ParkView Rear Back-Up Camera	\$495.00
XEF	Transfer Case Skid Plate Shield	\$145.00
XF6	Voltage Monitoring Auto Idle Up System	Inc.
XHC	Trailer Brake Control	Inc.
Z0C	GVWR: 19,500 lbs	Inc.

SUBTOTAL	\$61,950.00
Adjustments Total	\$0.00
Destination Charge	\$1,695.00
TOTAL PRICE	\$63,645.00

FUEL ECONOMY

Est City:N/A
Est Highway:N/A
Est Highway Cruising Range:N/A

This document contains information considered Confidential between GM and its Clients uniquely. The information provided is not intended for public disclosure. Prices, specifications, and availability are subject to change without notice, and do not include certain fees, taxes and charges that may be required by law or vary by manufacturer or region. Performance figures are guidelines only, and actual performance may vary. Photos may not represent actual vehicles or exact configurations. Content based on report preparer's input is subject to the accuracy of the input provided.
Data Version: 10593. Data Updated: Mar 22, 2020 9:51:00 PM PDT.



**COUNTY OF COLE
JEFFERSON CITY, MISSOURI**

REQUEST FOR BID

**2020-13: CREW CAB MECHANIC'S SERVICE TRUCK
COLE COUNTY PUBLIC WORKS**

SUBMISSIONS SHALL BE ACCEPTED UNTIL

THURSDAY, APRIL 9th at 3:00 p.m. Central

AND RECEIVED AT:

**COLE COUNTY COMMISSION
311 EAST HIGH STREET, ROOM 200
JEFFERSON CITY, MO 65101**

Low Fuse Dodge Ram

Company Name

3480 Highway K

Mailing Address

O'Fallon Mo 63366

City/State/Zip

314-595-2780

Office Telephone Number

Brad Mathoney

Direct Contact Name (Typed/Printed)

Fleet Manager

Title

bradmattoney@fuse.com

Email

314-595-2780

Direct Line or Extension

I hereby certify that I am submitting the following information on behalf of the above-listed company and understand that by virtue of executing and returning with this response this REQUIRED RESPONSE FORM, I further certify full, complete and unconditional acceptance of the terms and conditions of this solicitation, all attachments and the contents of any Addendum released hereto. (Submission must be signed by an officer or employee having authority to legally bind the respondent.)

[Signature]

Authorized Signature

Fleet MGR

Title

Brad Mathoney

Authorized Name (Typed/Printed)

4-7-2020

Date

BIDDER RESPONSE FORM
2020-13 Crew Cab Mechanic's Service Truck
Cole County Public Works

The following are the minimum specifications for one (1) new mechanic's service truck with a 11-foot service body, this specification is showing the truck components. You shall meet the minimum mandatory requirements of this bid specification or your bid will be excluded.

Show the model you put these components together with on the bidder response form. It is up to you to change any power train item to make this a complete truck. Gear ratio is left out until the awarded bidder consults with the county for the matching engine and transmission.

Bidders must be factory distributors.

There will be a post bid meeting with the recommended bidders (truck dealer and bed/hydraulic dealer) and the Public Works Department to discuss the bid proposal prior to any orders.

Any advertisements are to be left off vehicles delivered to the Cole County Department of Public Works.

Any Exceptions shall be noted on the Bidder Response Form that is provided herein.

MINIMUM SPECIFICATIONS

Please check mark the yes/no column to use as a checklist on the bid.

MANDATORY - MARKED WITH "M"
 DESIREABLE-MARKED WITH "D"

Model and year of Vehicle: Ram 550 - 2020

Powertrain components: Cummins I6 6.7

WHEELBASE

YES	NO	
<input checked="" type="checkbox"/>	<input type="checkbox"/>	M - Wheel base: 84-inch cab to axle

ENGINE AND ENGINE COMPARTMENT

YES	NO	
<input checked="" type="checkbox"/>	<input type="checkbox"/>	M - Diesel Engine: Cummins 6.7 Liter, in line six cylinder
<input checked="" type="checkbox"/>	<input type="checkbox"/>	M - Heavy duty dry type air cleaner
<input checked="" type="checkbox"/>	<input type="checkbox"/>	D - Full flow disposable type oil filter
<input checked="" type="checkbox"/>	<input type="checkbox"/>	M - Magnetic oil plug
<input checked="" type="checkbox"/>	<input type="checkbox"/>	M - Low oil pressure and high water temperature alarm system
<input checked="" type="checkbox"/>	<input type="checkbox"/>	M - Stationary elevated engine idle
<input checked="" type="checkbox"/>	<input type="checkbox"/>	M - Permanent type anti-freeze installed to protect -20 degrees below zero

ENGINE AND ENGINE COMPARTMENTS CONTINUED

YES	NO	
<input checked="" type="checkbox"/>	<input type="checkbox"/>	M - 220 amp or larger alternator
<input checked="" type="checkbox"/>	<input type="checkbox"/>	M - Dual 730-CCA maintenance free batteries
<input checked="" type="checkbox"/>	<input type="checkbox"/>	M - Electric engine block heater
<input checked="" type="checkbox"/>	<input type="checkbox"/>	M - Smart diesel exhaust brake
<input checked="" type="checkbox"/>	<input type="checkbox"/>	M - Voltage monitoring system with auto idle up control
<input checked="" type="checkbox"/>	<input type="checkbox"/>	M - Cold weather group

TRANSMISSION

YES	NO	
<input checked="" type="checkbox"/>	<input type="checkbox"/>	M - Aisin 6 speed automatic transmission
<input checked="" type="checkbox"/>	<input type="checkbox"/>	M - Manual shift on the fly transfer case
<input checked="" type="checkbox"/>	<input type="checkbox"/>	M - Transmission power take off
<input checked="" type="checkbox"/>	<input type="checkbox"/>	M - Transfer case skid plate

GROSS VEHICLE WEIGHT

YES	NO	
<input checked="" type="checkbox"/>	<input type="checkbox"/>	M - Truck to be a 19500 GVW
<input checked="" type="checkbox"/>	<input type="checkbox"/>	M - Max tow package
<input checked="" type="checkbox"/>	<input type="checkbox"/>	M - Heavy duty front suspension group

REAR AXLE

YES	NO	
<input checked="" type="checkbox"/>	<input type="checkbox"/>	M - Anti-spin rear differential
<input checked="" type="checkbox"/>	<input type="checkbox"/>	M - Rear heavy duty stabilizer bar
<input checked="" type="checkbox"/>	<input type="checkbox"/>	M - Rear suspension helper air bags (air lift)

BRAKES

YES	NO	
<input checked="" type="checkbox"/>	<input type="checkbox"/>	M - Four-wheel disc anti-lock brakes

WHEELS & TIRES

YES	NO	
<input checked="" type="checkbox"/>	<input type="checkbox"/>	M - Front and rear wheels to be 19.5" aluminum wheels
<input checked="" type="checkbox"/>	<input type="checkbox"/>	M - Tires to 225/70R19.5 all-terrain all-position tires
<input checked="" type="checkbox"/>	<input type="checkbox"/>	M - Full size spare tire on steel rim

CAB INTERIOR FOUR DOOR CREW

YES	NO	
<input checked="" type="checkbox"/>	<input type="checkbox"/>	M - Four door crew cab
<input checked="" type="checkbox"/>	<input type="checkbox"/>	M - Fresh air heat to floor and cab area, dual defrosters, factory installed air conditioning
<input checked="" type="checkbox"/>	<input type="checkbox"/>	M - Intermittent electric windshield wipers with washer
<input checked="" type="checkbox"/>	<input type="checkbox"/>	M - Cruise control
<input checked="" type="checkbox"/>	<input type="checkbox"/>	M - Front seats to be 40-20-40 split bench, vinyl covered
<input checked="" type="checkbox"/>	<input type="checkbox"/>	M - Rear seat to be bench style
<input checked="" type="checkbox"/>	<input type="checkbox"/>	M - Theft deterrent system
<input checked="" type="checkbox"/>	<input type="checkbox"/>	M - Height adjustable front seat belts with outboard retractors for driver and passenger, also with LH and RH shoulder bells
<input checked="" type="checkbox"/>	<input type="checkbox"/>	M - Automatic head lamps, with daytime running lights

CAB INTERIOR FOUR DOOR CREW CONTINUED

YES	NO	
<input checked="" type="checkbox"/>	<input type="checkbox"/>	M - Drive/passenger assist handles
<input checked="" type="checkbox"/>	<input type="checkbox"/>	M - Power steering
<input checked="" type="checkbox"/>	<input type="checkbox"/>	M - Tilt steering wheel
<input checked="" type="checkbox"/>	<input type="checkbox"/>	M - Rear view mirror
<input checked="" type="checkbox"/>	<input type="checkbox"/>	M - AM/FM radio cell phone blue tooth capable
<input checked="" type="checkbox"/>	<input type="checkbox"/>	M - Gauge cluster with engine tachometer, speedometer, water temperature, oil pressure, air pressure, volts, and fuel gauge
<input checked="" type="checkbox"/>	<input type="checkbox"/>	M - Dome light and hazard warning flashers
<input checked="" type="checkbox"/>	<input type="checkbox"/>	M - 12-volt power outlet
<input checked="" type="checkbox"/>	<input type="checkbox"/>	M - Dash mounted auxiliary switches
<input checked="" type="checkbox"/>	<input type="checkbox"/>	M - Power windows and power door locks
<input checked="" type="checkbox"/>	<input type="checkbox"/>	M - Keyless entry
<input checked="" type="checkbox"/>	<input type="checkbox"/>	M - Black vinyl flooring covering
<input checked="" type="checkbox"/>	<input type="checkbox"/>	M - Factory fit floor mats
<input checked="" type="checkbox"/>	<input type="checkbox"/>	M - Factor installed electric brake controller
<input checked="" type="checkbox"/>	<input type="checkbox"/>	M - Front safety air bags

CAB EXTERIOR FOUR DOOR CREW

YES	NO	
<input checked="" type="checkbox"/>	<input type="checkbox"/>	M - Heated power exterior mirrors
<input checked="" type="checkbox"/>	<input type="checkbox"/>	M - Chrome tubular side steps
<input checked="" type="checkbox"/>	<input type="checkbox"/>	M - Strobe lights (2) mounted in the front grill
<input checked="" type="checkbox"/>	<input type="checkbox"/>	M - Rear back up camera
<input checked="" type="checkbox"/>	<input type="checkbox"/>	M - Chrome appearance group
<input checked="" type="checkbox"/>	<input type="checkbox"/>	M - 7 pin trailer wiring plug rear mounted
<input checked="" type="checkbox"/>	<input type="checkbox"/>	M - Fuel tank, 52-gallon rear mounted tank

BODY CONSTRUCTION

YES	NO	
<input type="checkbox"/>	<input type="checkbox"/>	M - 11 foot galvanized steel crane body with built in locking system and right rear crane Mount
<input type="checkbox"/>	<input type="checkbox"/>	M - 25-inch work bench bumper with intergraded 14 inch through compartment
<input type="checkbox"/>	<input type="checkbox"/>	M - Spray in bed liner on bed floor and work bench
<input type="checkbox"/>	<input type="checkbox"/>	M - 3-inch receiver hitch with D rings and 7 pin RV trailer plug
<input type="checkbox"/>	<input type="checkbox"/>	M - 6 recessed cargo tie downs in floor
<input type="checkbox"/>	<input type="checkbox"/>	M - 2 rear bumper steps
<input type="checkbox"/>	<input type="checkbox"/>	M - 10-inch fold down tailgate with single latch
<input type="checkbox"/>	<input type="checkbox"/>	M - Aluminum swing out doors
<input type="checkbox"/>	<input type="checkbox"/>	M - 3 point locking rotary T-handle style latches
<input type="checkbox"/>	<input type="checkbox"/>	M - Stainless steel hinges
<input type="checkbox"/>	<input type="checkbox"/>	M - LED compartment lights in all compartments
<input type="checkbox"/>	<input type="checkbox"/>	M - 4 LED flood lights on at each corner of bed
<input type="checkbox"/>	<input type="checkbox"/>	M - Rear strobe lights (2) built into bed

See Attached Per Body BOD

COMPARTMENTS

COMPARTMENT 1 – LEFT HAND SIDE (DRIVER SIDE)

YES	NO	
<input type="checkbox"/>	<input type="checkbox"/>	M - LV1 - 27" Wide x 44" High with integrated tool box with the following draws, (1) 5" (1) 7" (5) 3"
<input type="checkbox"/>	<input type="checkbox"/>	M - LV2 - 27" Wide x 44" High with integrated tool box with the following draws, (1) 5" (1)

7" (5) 3"

COMPARTMENT 2 – LEFT HAND SIDE (DRIVER SIDE)

YES NO

M - 51" Wide x 20" Tall
M - (1) 49.5 adjustable shelf

COMPARTMENT 3 – LEFT HAND SIDE (DRIVER SIDE)

YES NO

M - 27" Wide x 44" High with three adjustable shelves

COMPARTMENT 1 – RIGHT HAND SIDE (PASSENGER SIDE)

YES NO

M - RV1 – 27" Wide x 60" High Oxy/Act. Compartment with brackets for tanks
M - RV1 – 27" Wide x 60" High with 3 adjustable shelves

COMPARTMENT 2 – RIGHT HAND SIDE (PASSENGER SIDE)

YES NO

M - 45" Wide x 19.25" deep with (1) 3" deep adjustable shelf

COMPARTMENT 3 – RIGHT HAND SIDE (PASSENGER SIDE)

YES NO

M – 27" Wide x 44" High crane base, outrigger controls, filters gauges' air hose reel, and back up alarm all installed inside of this compartment

HYDRAULIC PUMP

YES NO

M - Hydraulic pump to be PTO driven from transmission
M - Must be capable of running an air compressor and the mounted 7000 lb crane
M - With 20-gallon hydraulic system reservoir mounted in the front of the bed
M - Hydraulic filters and gauges to be mounted in crane base compartment

CRANE

YES NO

M - 7000-pound crane with a 20-foot boom length and an adjustable boom support
M - 370-degree rotation
M - Wireless remote control
M - Double acting cylinders with holding and counter balance valves
M - Boom mounted planetary winch with min 55 feet of cable
M - Crane hook and snatch block
M - Boom tip mounted LED work light
M - Hydraulic over load shutdown system
M - Power up and down stabilizer controls mounted in crane base compartment

AIR COMPRESSOR

YES NO

- M - Hydraulic driven 40 CFM compressor mounted on driver's side about compartment LV-1
- M - 140 PSI
- M - 22-gallon air tank (frame mounted)
- M - Auto retracting air hose reel with 50 ft. of 1/2 hose, mounted in the crane base compartment

PAINT REQUIREMENTS: MANDATORY

Exterior color to be Dupont automotive Dulux Enamel Paint WHITE in color. BLACK frame and undercarriage has to be black. Grille, headlamp rims, number, etc. to be standard component color. Interior color to be exterior color with color keyed interior trim, upholstery, seat belts, visor, floor mats, and etc.

Note: All equipment and options shall be installed by certified installers.

A. Manufacturer of vehicle and year: Ram 2020

B. Manufacturer of the body and of other equipment: See attached per Body Co.

C. Statement of Warranty: _____
3 years - 36000 miles Bumper to Bumper
3 years - 60000 miles power train
3 years - 100000 miles motor

D. Total price of chassis, bed, crane and air compressor: \$ See Bid Sheet Attached

Number of days to delivery: 120-150 Days - depending on start up of Plant opens

Do you agree to cooperative procurement: Yes No

Do you represent a disadvantaged business enterprise: Yes No

Do you represent a minority owned business enterprise: Yes No

I/We the undersigned do hereby certify that the information presented in this bid is true and accurate and agree to provide the specified equipment to the Cole County Public Works.

Low Fusz Ram
Printed Name of Bidder

[Signature]
Signature of Authorized Representative

Brad Matheny - Fleet MGR
Name & Title of Representative

Address to 3480 Highway K. Oklaan MO

Date 4.7.2020

Email bradm@fusz.com

Phone 314-595-2780



GMC.

**Cole County 2020
Crew Cab Mechanics Service Truck
Bid #2020-13
Ram 5500 Crew Cab**

Complete truck and body bid per Body Company

Knapheide Truck Eq (Jeff City) \$118675.00

Midwest Systems (St. Louis) \$110073.00

Thanks

**Brad Matheney
Commercial Truck Manager
Cell (314) 565-0112
Fax (314) 595-2911
brad.matheney@fusz.com**

10950 Page Blvd., St. Louis, MO 63132 • Phone (314) 595-2700



CHEVROLET

**GMC
TRUCKS**



SUBARU

TOYOTA





Vehicle: [Fleet] 2020 Ram 5500 Chassis Cab (DP0L94) Tradesman 4x4 Crew Cab 84" CA 197.4" WB (Complete)

Window Sticker

SUMMARY

[Fleet] 2020 Ram 5500 Chassis Cab (DP0L94) Tradesman 4x4 Crew Cab 84" CA 197.4" WB

MSRP:\$47,020.00

Interior:Diesel Gray/Black, HD Vinyl 40/20/40 Split Bench Seat

Exterior 1:Bright White Clearcoat

Exterior 2:No color has been selected.

Engine: 6.7L I6 Cummins Turbo Diesel

Transmission: 6-Speed Auto Aisin AS69RC HD

OPTIONS

CODE	MODEL	MSRP
DP0L94	[Fleet] 2020 Ram 5500 Chassis Cab (DP0L94) Tradesman 4x4 Crew Cab 84" CA 197.4" WB	\$47,020.00
OPTIONS		
2YA	Quick Order Package 2YA Tradesman	\$0.00
ADE	Cold Weather Group	\$175.00
ADH	Electrical Accessory Group	\$545.00
AMP	Chrome Appearance Group	\$695.00
AZB	Heavy Duty Front Suspension Group	\$260.00
BAJ	220 Amp Alternator	Inc.
CLF	Front & Rear Rubber Floor Mats	\$150.00
DF2	Transmission: 6-Speed Auto Aisin AS69RC HD	\$1,600.00
DMK	4.44 Axle Ratio	\$0.00
ETN	Engine: 6.7L I6 Cummins Turbo Diesel	\$7,945.00
GXM	Remote Keyless Entry	\$395.00
LBV	Power Take Off Prep - Left Side	\$295.00
LPF	Mirror-Mounted Aux Reverse Lamps	\$145.00
MRT	Chrome Tubular Side Steps	\$595.00
NHK	Engine Block Heater	Inc.
PW7	Bright White Clearcoat	\$0.00
TAJ	Tires: 225/70R19.5G FT All Position, RR Traction	\$0.00
TBB	Full Size Spare Tire	\$395.00

This document contains information considered Confidential between GM and its Clients uniquely. The information provided is not intended for public disclosure. Prices, specifications, and availability are subject to change without notice, and do not include certain fees, taxes and charges that may be required by law or vary by manufacturer or region. Performance figures are guidelines only, and actual performance may vary. Photos may not represent actual vehicles or exact configurations. Content based on report preparer's input is subject to the accuracy of the input provided.

Data Version: 10593. Data Updated: Mar 22, 2020 9:51:00 PM PDT.



Vehicle: [Fleet] 2020 Ram 5500 Chassis Cab (DP0L94) Tradesman 4x4 Crew Cab 84" CA 197.4" WB (Complete)

TXX8	Diesel Gray/Black, HD Vinyl 40/20/40 Split Bench Seat	\$0.00
WP4	Wheels: 19.5" x 6.0" Forged Aluminum Polished	\$1,095.00
XAC	ParkView Rear Back-Up Camera	\$495.00
XEF	Transfer Case Skid Plate Shield	\$145.00
XF6	Voltage Monitoring Auto Idle Up System	Inc.
XHC	Trailer Brake Control	Inc.
Z0C	GVWR: 19,500 lbs	Inc.

SUBTOTAL	\$61,950.00
Adjustments Total	\$0.00
Destination Charge	\$1,695.00
TOTAL PRICE	\$63,645.00

FUEL ECONOMY

Est City:N/A

Est Highway:N/A

Est Highway Cruising Range:N/A

This document contains information considered Confidential between GM and its Clients uniquely. The information provided is not intended for public disclosure. Prices, specifications, and availability are subject to change without notice, and do not include certain fees, taxes and charges that may be required by law or vary by manufacturer or region. Performance figures are guidelines only, and actual performance may vary. Photos may not represent actual vehicles or exact configurations. Content based on report preparer's input is subject to the accuracy of the input provided.

Data Version: 10593. Data Updated: Mar 22, 2020 9:51:00 PM PDT.

ANTI-COLLUSION STATEMENT

STATE OF Missouri

COUNTY OF ST. Louis

Brad Mathoney being first

duly sworn, deposes and says that he is Fleet Manager
(title of person signing)

of Low Fusz Automotive

[Signature]
(Name of Bidder)


that all statements made and facts set out in the proposal for the attached bid are true and correct; and that the bidder (The person, firm, association, or corporation making said bid) has not, either directly or indirectly, entered into any agreement, participated in any collusion, or otherwise taken any action in restraint of free competitive bidding in connection with such bid of any contract which result from its acceptance.

Affiant further certifies that bidder is not financially interested in, or financially affiliated with, any other bidder for the attached bid.

(BY) _____

(BY) _____

Sworn to before me this 7 day of APRIL, 2020



[Signature]
Notary Public

My Commission expires: 10/2/23



QUOTATION

CUSTOMER NAME: Lou Fusz Commercial
CITY: St. Louis

PHONE NO: 314-565-0112

FAX NO:

STATE / ZIP: MO 63132

REQ NO Cole County 2020-13

REQUESTED BY: Brad Matheney

TERMS: Net 30

INSTALLED ON: Cummins 6.7L Diesel, DRW
4x4

DATE: 4-6-20

TRANSMISSION: Aisin 6spd auto

MODEL

W/B: 84" C-A

2020-13 Crew Cab Mechanic's Service Truck for Cole County Public Works
Dakota body 132"L x 44"H x 94"W
84" Cab-Axle

Includes:

40CFM Air Boss Compressor BA 440. 20013-004. 22Gal air tank # 80288. 140psi

50ft hose reel

Receiver Hitch w/ 3" D-rings, 7-way RV

Rear bumper steps

LED flood lights

Rear Strobes built into body

Right rear air spring

Boom mounted light

Hyva Service Crane HS6621 E2 HR – electric/hydraulic, 2 hydraulic extensions
to 19'8" reach. Handheld radio control

Hyva Outrigger SC721800 MHH one side hydraulic out, both sides hydr up/down

\$59,609 Installed

600 Harris Ave.

St. Louis, MO 63147
www.mstestl.com

314-389-7705

* MID WEST Systems BODY Specs

7" (5) 3"

COMPARTMENT 2 - LEFT HAND SIDE (DRIVER SIDE)

YES NO
 M - 51" Wide x 20" Tall
 M - (1) 49.5 adjustable shelf

COMPARTMENT 3 - LEFT HAND SIDE (DRIVER SIDE)

YES NO
 M - 27" Wide x 44" High with three adjustable shelves

COMPARTMENT 1 - RIGHT HAND SIDE (PASSENGER SIDE)

YES NO
 M - RV1 - 27" Wide x 60" High Oxy/Act. Compartment with brackets for tanks
 M - RV1 - 27" Wide x 60" High with 3 adjustable shelves

COMPARTMENT 2 - RIGHT HAND SIDE (PASSENGER SIDE)

YES NO
 M - 45" Wide x 19.25" deep with (1) 3" deep adjustable shelf

COMPARTMENT 3 - RIGHT HAND SIDE (PASSENGER SIDE)

YES NO
 M - 27" Wide x 44" High crane base, outrigger controls, filters gauges air hose reel, and back up alarm all installed inside of this compartment

HYDRAULIC PUMP

YES NO
 M - Hydraulic pump to be PTO driven from transmission
 M - Must be capable of running an air compressor and the mounted 7000 lb crane
 M - With 20-gallon hydraulic system reservoir mounted in the front of the bed
 M - Hydraulic filters and gauges to be mounted in crane base compartment

CRANE

YES NO
 M - 7000-pound crane with a 20-foot boom length and an adjustable boom support
 M - 370-degree rotation
 M - Wireless remote control
 M - Double acting cylinders with holding and counter balance valves
 M - Boom mounted planetary winch with min 55 feet of cable
 M - Crane hook and snatch block
 M - Boom tip mounted LED work light
 M - Hydraulic over load shutdown system
 M - Power up and down stabilizer controls mounted in crane base compartment

CAB INTERIOR FOUR DOOR CREW CONTINUED

YES	NO	
___	___	M - Drive/passenger assist handles
___	___	M - Power steering
___	___	M - Tilt steering wheel
___	___	M - Rear view mirror
___	___	M - AM/FM radio cell phone blue tooth capable
___	___	M - Gauge cluster with engine tachometer, speedometer, water temperature, oil pressure, air pressure, volts, and fuel gauge
___	___	M - Dome light and hazard warning flashers
___	___	M - 12-volt power outlet
___	___	M - Dash mounted auxiliary switches
___	___	M - Power windows and power door locks
___	___	M - Keyless entry
___	___	M - Black vinyl flooring covering
___	___	M - Factory fit floor mats
___	___	M - Factor installed electric brake controller
___	___	M - Front safety air bags

CAB EXTERIOR FOUR DOOR CREW

YES	NO	
___	___	M - Heated power exterior mirrors
___	___	M - Chrome tubular side steps
___	___	M - Strobe lights (2) mounted in the front grill
___	___	M - Rear back up camera
___	___	M - Chrome appearance group
___	___	M - 7 pin trailer wiring plug rear mounted
___	___	M - Fuel tank, 52-gallon rear mounted tank

BODY CONSTRUCTION

YES	NO	
/	___	M - 11 foot galvanized steel crane body with built in locking system and right rear crane Mount
/	___	M - 25-inch work bench bumper with intergraded 14 inch through compartment
/	___	M - Spray in bed liner on bed floor and work bench
/	___	M - 3-inch receiver hitch with D rings and 7 pin RV trailer plug
/	___	M - 6 recessed cargo tie downs in floor
/	___	M - 2 rear bumper steps
/	___	M - 10-inch fold down tailgate with single latch
/	___	M - Aluminum swing out doors
/	___	M - 3 point locking rotary T-handle style latches
/	___	M - Stainless steel hinges
/	___	M - LED compartment lights in all compartments
/	___	M - 4 LED flood lights on at each corner of bed
/	___	M - Rear strobe lights (2) built into bed

COMPARTMENTS

COMPARTMENT 1 – LEFT HAND SIDE (DRIVER SIDE)

YES	NO	
/	___	M – LV1 - 27" Wide x 44" High with integrated tool box with the following draws, (1) 5" (1) 7" (5).3"
/	___	M – LV2 - 27" Wide x 44" High with integrated tool box with the following draws, (1) 5" (1)

AIR COMPRESSOR

YES / NO

- M - Hydraulic driven 40 CFM compressor mounted on driver's side about compartment LV-1
- M - 140 PSI
- M - 22-gallon air tank (frame mounted)
- M - Auto retracting air hose reel with 50 ft. of 1/2 hose, mounted in the crane base compartment

PAINT REQUIREMENTS: MANDATORY

Exterior color to be Dupont automotive Dulux Enamel Paint WHITE in color. BLACK frame and undercarriage has to be black. Grille, headlamp rims, number, etc. to be standard component color. Interior color to be exterior color with color keyed interior trim, upholstery, seat belts, visor, floor mats, and etc.

Note: All equipment and options shall be installed by certified installers.

A. Manufacturer of vehicle and year: _____

B. Manufacturer of the body and of other equipment: _____

C. Statement of Warranty: _____

D. Total price of chassis, bed, crane and air compressor: \$ _____

Number of days to delivery: _____

Do you agree to cooperative procurement: Yes ___ No ___

Do you represent a disadvantaged business enterprise: Yes ___ No ___

Do you represent a minority owned business enterprise: Yes ___ No ___

I/We the undersigned do hereby certify that the information presented in this bid is true and accurate and agree to provide the specified equipment to the Cole County Public Works.

Printed Name of Bidder

Signature of Authorized Representative

Name & Title of Representative

Address

Date

Email

Phone

Cole County Service Body

DAKOTA BODIES

Ph. 605.802.1400 201 20th Ave SE
 Fx. 605.802.0828 P.O. Box 1065
 www.dakotabodies.com Watertown, SD 57201

VIEW OUR NEW WEBSITE AT
WWW.DAKOTABODIES.COM

w/ Crane
 - att'd bed
 from Hyva

Quotation Number Q39892

To: Altrix Customer:	Midwest Systems Chris Shocklee Cole County	Date:	3/25/2020
Spec Number:	2020-13	Inside Sales:	Tyler Glang
- State:	Missouri	Outside Sales:	Bryan Mcnaugh
Engine Type:	Diesel	Reference:	Same As
Crane/Unit Model:	TBD		
Chassis:	TBD		
Axle Configuration:	DRW (4x4)		

Dakota Bodies LLC. Steel Crane Body

132 Inches Long x 44 Inches High x 94 Inches Wide
 Chassis Cab to Axle (CA) of 84 Inches

Body Dimensions:

132	Inches - Body Length
44	Inches - Body Height
94	Inches - Body Width
84	Inches - Chassis C/A
44	Inches - Compartment Height
19.25	Inches - Compartment Depth
65.5	Inches - Load Space Width
24	Inches - Top of Body to Top of Floor Dimension
20	Inches - Horizontal Compartment Height
6	Inches - Wheel Box Height

Body Materials:

- 16 ga Galvanneal - Main Body Material
- 13 ga 4-Way Treadplate - Compartment Tops Material
- 14 ga Galvanneal - Wheel Panels Material
- 14 ga Galvanneal - Front Bulkhead Material
- 18 ga Galvanized - Shelving Material
- Adjustable on Single Unistrut - Shelving Mounting Style
- No **OPTIONS**
- No - Front Rock Guards Material
- No - Wheel Well Liners Material
- No - Bed Area Wall Liners Material

Door Materials:

- Standard, Double Panel - Door Type
- .063 Aluminum - Inner Door Material
- .063 Aluminum - Outer Door Material
- Aluminum Rod and Socket - Door Hinge Style
- 5/16" Aluminum Rod - Door Rod Material
- Gas Cylinder - Vertical Door Holder Option
- Chain - Horizontal Door Holder Option
- Three (3) Point Whale Tail - Latch Type
- Keyed Alike - Lock Type

Floor and Understructure:

- 12 ga (.107) 4-Way Treadplate - Bed Area Floor Material
- Full - Body Frame Style
- Structural - Body Frame Material
- 6 Inch - Body Frame Height

Bed Area Tie Downs: (Ball On / Installed)

- Six (6) Tie Down Ring (1040), Zinc (PN# 30403)
- Three (3) Curbside and Three (3) Streetside Evenly Spaced
- Structural Backing Plates Under Floor

Accessories:

- Rubber Bolled Crown (PN# 30136) (Installed with Wheel Cut-Outs)
- Automotive Bulb Weatherstripping (PN# 30132) (Installed)
- Master Door Lock, Hook and Loop System on Both Sides with Two (2) Spring Loaded Door Handles
- Two (2) Fuel Filter Cutout In Front and Rear Streetside of Fender Panel

Interior Lighting:

- L.E.D. Rope Lights (PN# 30811) In All body Compartments (Installed)

Paint:

- Powdercoat Complete; Interior and Exterior, DBI White DW39-20011-CS0; PC0009
- Paint the Floor and Tailshell Raptor Liner with Aggregate
- Rubberized Protective Undercoating

Streetside Compartmentation:

1st Vertical Compartment: Compartment top to be reinforced for approx 300lbs - Customer to install an air compressor

- 27" Wide x 44" High x 19.25" Deep Compartment
- One (1) Fixed shelf above drawer unit
- Single Lock In / Lock Out Drawers (RH) Mounted on 250 lb. Roller Bearing Slides
 - Drawers will Latch on RH Side of Drawer, Both Open and Closed
 - Drawers will have Divider Slots on 2" Centers
- Five (5) Drawer(s) 3" High x 17" Wide x 14.25" Deep
 - Three (3) Adjustable Left to Right Dividers Per Drawer
- One (1) Drawer(s) 5" High x 17" Wide x 14.25" Deep
 - Three (3) Adjustable Left to Right Dividers Per Drawer
- One (1) Drawer(s) 7" High x 17" Wide x 14.25" Deep
 - Three (3) Adjustable Left to Right Dividers Per Drawer

2nd Vertical Compartment:

- 27" Wide x 44" High x 19.25" Deep Compartment
- One (1) Fixed shelf above drawer unit
- Single Lock In / Lock Out Drawers (RH) Mounted on 250 lb. Roller Bearing Slides
 - Drawers will Latch on RH Side of Drawer, Both Open and Closed
 - Drawers will have Divider Slots on 2" Centers
- Five (5) Drawer(s) 3" High x 17" Wide x 14.25" Deep
 - Three (3) Adjustable Left to Right Dividers Per Drawer
- One (1) Drawer(s) 5" High x 17" Wide x 14.25" Deep
 - Three (3) Adjustable Left to Right Dividers Per Drawer
- One (1) Drawer(s) 7" High x 17" Wide x 14.25" Deep
 - Three (3) Adjustable Left to Right Dividers Per Drawer

Horizontal Compartment:

- 51" Wide x 20" High x 19.25" Deep Compartment
- One (1) Adjustable Shelf
 - Divider Slots on 2" Centers, with Eight (8) Adjustable Dividers

Rear Vertical Compartment:

- 27" Wide x 44" High x 19.25" Deep Compartment
- Three (3) Adjustable Shelves
 - Divider Slots on 2" Centers, with Four (4) Adjustable Dividers

Curbside Compartmentation:

1st Vertical Compartment:

- 27" Wide x 60" High x 19.25" Deep Compartment
- Oxy / Acetylene Storage in this Compartment
- Floor of Compartment is Heavy Treadplate Inlay with .1" Up Returns
- Two (2) 9" Dia. 12 Ga. Galvanized Tank Brackets per Tank (Four (4) Total)
 - Each Bracket has Edge Trim and Ratchet Strap
 - Brackets are Mounted on Vertical Unistrut
- Louver Vented at Back / Bottom of Compartment
 - Splash Guard on Exterior of Body over Venti

2nd Vertical Compartment:

- 27" Wide x 60" High x 19.25" Deep Compartment
- Three (3) Adjustable Shelves
 - Divider Slots on 2" Centers, with Four (4) Adjustable Dividers

Horizontal Compartment:

- 51" Wide x 20" High x 19.25" Deep Compartment
- One (1) 3rd Adjustable Shelf
 - Divider Slots on 2" Centers, with Eight (8) Adjustable Dividers

Rear Vertical Compartment:

- 27" Wide x 44" High x 19.25" Deep Compartment
- This compartment to be reinforced for 6,500 lbs - 10,000 crane mounting (36,001 - 60,000 Ft/Lbs.)
- Whole pattern in crane compartment top for customer installed crane (Crane Model TBD)
- Detail Bodies to install customer supplied outrigger tube (Outrigger Tube P/N TBD)

Disclaimer:

If the cab/chassis truck that is being used to mount this crane body does not come with an AF dimension (rear axle to rear tip of frame) long enough to support the entire tubular service body crane support structure, it will be the responsibility of the licensed truck up-fitter to add frame extensions per the truck OEM recommended practices. Mounting of this body on a cab/chassis that does not have sufficient AF dimension to support the entire length of the tubular service body crane support structure will partially void the service body warranty.

Tailgate:

- Hinged tailgate 10" high X full width of bed area installed at rear of load space.

Workbench Dropped Tail shell:

- 3/16" HR Plate tail shell 25 inches long X 94 inches wide x 12 inches high.
 - Install Customer Supplied Outrigger Tube in Tailshell
 - 14" Wide through Compartment in the tail shell with vertically hinged doors.
- NOTE: Tailshell doors to have single point Whale Tail Latches
- Recessed 2-section bumper 8" long X body width with froadplate lap - Installed
 - Rear skid to bottom of body - 12 gauge galvanned SMOOTH

Exterior Lighting:

- 7 Lamp Located in the Light Bar Rear Lighting in Tailshell; (installed)
- Two (2) Stop/Tail/Turn Lights - Peterson Brand M826R-7 LED (PN# 30660)
- Two (2) Clear Back Up Lights - Peterson Brand M826C-7 LED (PN# 30703)
- Two (2) Front Clearance Lights Reflector Style - Peterson brand M173A LED (PN# 30678)
 - Wired to Rear Clearance Light Circuit
- Two (2) Side Clearance Lights Reflector Style - Peterson brand M173R LED (PN# 30679)
- Two (2) Rear Clearance Lights Reflector Style - Peterson brand M173R LED (PN# 30679)
- Three (3) Light Center Cluster Reflector Style - Peterson brand M173R LED (PN# 30679)
- 7-Lamp Light Wiring Harness (PN# 30346)

Grabhandles: Bolt-on/Installed

- Two (2) Bolt-on Pool Type Grabhandles Installed at rear of tailshell - One each side

Total Each _____

. B OUTRIGGER TUBE PART NUMBER

Special Order Parts:

--	--

Quotation is valid for 30 days
F.O.B. Dakota Bodies, Watertown, SD
Please feel free to call for any clarifications.
Best Regards,
Dakota Bodies, Inc.

Please complete this sheet or include this information on your purchase order.
This information helps us expedite your order, cross off what may not apply.

Purchase Order Number: _____

Name of End User: _____

Required delivery date: _____

- Chassis Info.

TBD

Year _____

Model DRW (Std) _____ Diesel

422, 424, 5RW, DRW, Gas or Diesel

Cab to Axle (Inches) B4 _____

V.I.N. (if known) _____

- Aerial /Digger Info.

Manufacturer _____

Outrigger Style _____

H-Style, A Style, Modified A, Radial, etc....

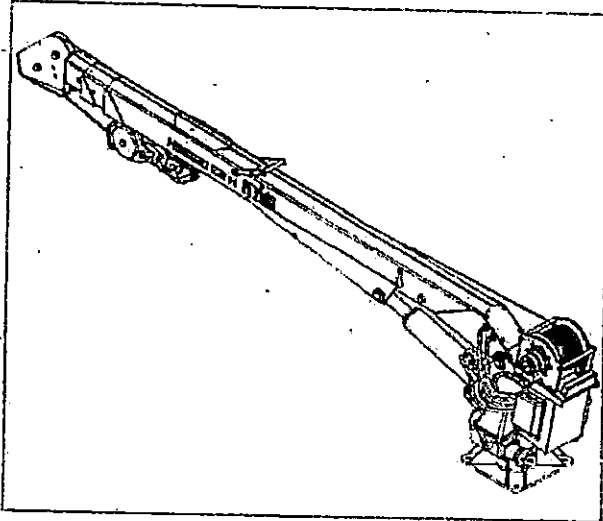
Manufacturer _____

Weight Rating _____

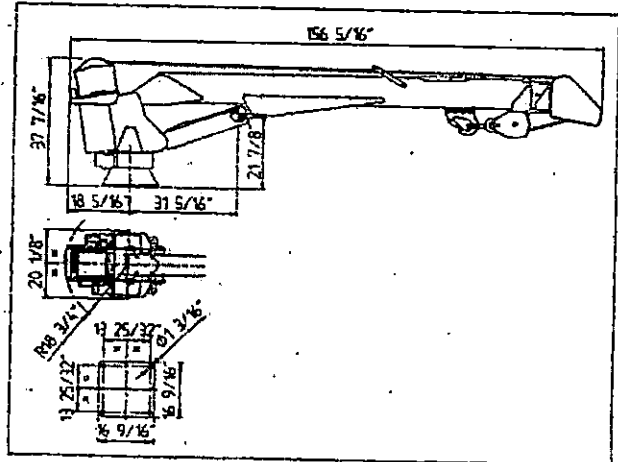
- Crane Reinforcement.

- Please submit any optional equipment or other-market items that may interfere
with the body mounting or any other applicable info that may be applicable.

SPECIFICATIONS FOR TYPE: **HS6621 E2 H**



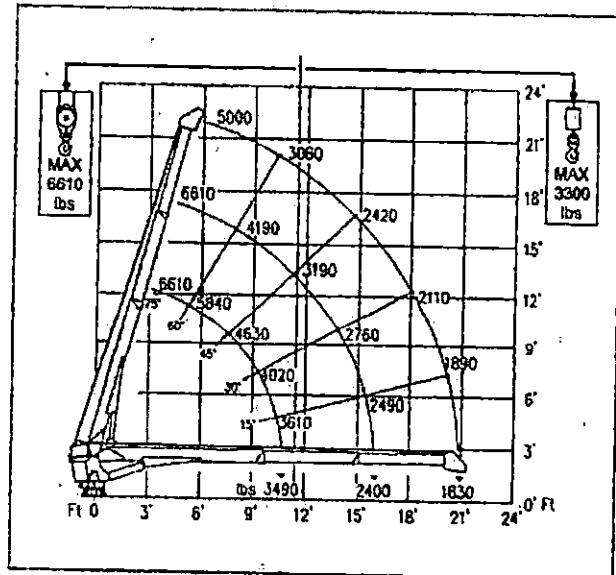
DIMENSIONS




TECHNICAL DATA

Crane Rating	38,600 ft.lbs
Extension Type	2 hydraulic
Hydraulic Extension	9 ft. 10"
Horizontal Reach (from center line of rotation)	21 ft
Lifting Height from base of crane	21 ft
Slewing Angle	Continuous
Slewing Torque	5,700 ft.lbs
Boom Elevation Angle	-5° / +75°
Max. Working Pressure	2,610 psi
Suggested Oil Flow	4.2 - 4.8 gpm
Crane Weight	1,280 lbs

WORKING ENVELOPE



WINCH SPECIFICATION	
Winch Single Line Capacity (1 st layer)	4,430 lbs
Winch Single Line Capacity (3 rd layer)	3,300 lbs
Winch Pull Line Speed (2 nd - 3 rd layer)	39 ft/min.
Wire Rope Diameter	3/8 inch
Wire Rope Length	98 ft. 5"



Chris Shocklee, MSTE

March 26, 2020



HYVA HS6621 E2 H R Service Crane

Standard features

- Telescopic boom featuring two hydraulic stages to 21' horizontal reach
- Protected boom internal extension cylinders
- Hydraulic slewing with continuous 360 degree rotation
- High speed hydraulic planetary winch
- 98 ft. of 3/8 " non-twisting cable, 20,700 lbs. minimum breaking strength
- Low friction weather-proof polymer sheeves
- Swivel hook & travelling block for double pull line
- Hook type storage for travelling block with auto-disengagement
- Equipped for work light fitting (power connector and support on boom tip end)
 - Dealer to provide work light
- Painted Hyva White: (RAL 9003) polyurethane enamel

Remote Control & Safety Systems

- Full safety control, integrated load limiting device, pull line limiter & last wrap stop on drum
- Radio remote control unit
- Fully digital proportional control
- Digital processor, LED display, with self-diagnostic and ease of settings
- Emergency shut-off, truck engine start/stop, LED scale capacity indicator, and equipped for truck engine throttle up and air compressor start
- Emergency manual override on all solenoid operated valves
- 13 ft. length remote control cable for use where radio operation is not permitted
- 6 ft battery recharging cable length with plug for in-cab power outlet

Crane Additional Specifications

- 38,600 ft. lb. rated crane
- Two hydraulic extensions to max reach of 21'
- Capacity at 10'9" is 3,490 lbs.
- Capacity at 21' is 1,860 lbs.
- Crane weight is 1,280 lbs.
- SC060422 HS6621 E2 HR 6,600 lb. electric/hydraulic crane, 2 hyd extensions
 - to 19'8" reach. Handheld fully proportional radio control

MINIMUM SPECIFICATIONS FOR BOSS BA440 RECIPROCATING AIR COMPRESSOR

TYPE

Boss BA 440 above deck is a hydraulically driven reciprocating air compressor rated at 40 CFM up to 100 PSI. BA440 system is to run intermittently.

COMPRESSOR

BOSS single stage, air cooled, 4-cylinder, pressure lubricated reciprocating air compressor. Aluminum compressor assembly for lighter weight and higher thermal efficiency. No cast iron compressor assembly acceptable.

CFM/PSI	RPM	GPM	HYD PSI
30/100 (150 max)	1,150	8	1,850 (2,100 max)
35/100 (150 max)	1,400	10	1,850 (2,100 max)
40/100 (150 max)	1,650	12	1,850 (2,100 max)

Integrated hydraulic system cooler to handle air compressor GPM flow. Compressor to be pressure lubricated via oil pump. Splash lubrication only is not acceptable. Integrated solenoid and relief valve incorporated into the compressor package.

DRIVE SYSTEM

Direct coupled, gear-type hydraulic motor to compressor input shaft.
No belt drive allowed

WEIGHT

Compressor installed weight not to exceed 180 lbs.

DEMENSIONS

26 ½" L x 19 ¾" H x 19 ¾" W

AIR FEED

200 psi 1/2" – 3/4" air feed down stream of the BA 440 air out is required.

AIR RESERVOIR

Minimum 22 Gallon Air Reservoir required.

SERVICE

Routine maintenance items accessible without removal of canopy.

FINISH

Enclosure to be durable, light weight, powder-coat painted and rust resistant aluminum. Galvanneal sheet metal not acceptable.

COOLING

12VDC electric 14" fan assembly integrated into package for compressor head cooling and single pass hydraulic system cooler. Cooling air intake must not see air temperatures above ambient. Cooling air discharge must have 10" clearance from any obstructions. Ambient temperature for operation should be below 100°F (38°C). The machine may experience high temperature shutdown above this level.

OPERATING SLOPE

20 deg. Maximum operating slope in any direction.

MANUAL

To include operation, maintenance and warranty information.

WARRANTY

18 months. See warranty statement.